

RÉVO

ELECTROMECHANICAL GEAR MOTOR WITH ARTICULATED ARM FOR SWING GATES WITH LEAVES UP TO 2,3 m, 24 Vdc



PLUS

RÉVO combines a lighting system with an articulated arm gear motor. Designed for swing gates made of PVC or wood leaves

Ideal for narrow columns or pillars with reduced dimensions. Compact shape and silent movement, made of strong die-casting aluminium and UV resistant covers

The articulated arm allows the installation of RÉVO in all those difficult situations where there is a significant depth between the leaf and the column, or with very narrow columns (10x10 cm). Available in two versions, with articulated arm or sliding arm for pedestrian gates

The unlocking system is simple and intuitive. The unlock is possible also using the transmitter Sub. Optional unlock from the outside

The installation of the motor is also eased by the front and rear brackets located at the same level

Back-up battery (optional) on board

Double mechanical stop included



Stylish design screwless at sight



Possibility to unlock motor with transmitter





Compact dimensions (width 12 cm)



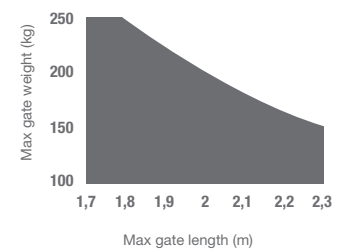
Built-in limit switches

MODELS

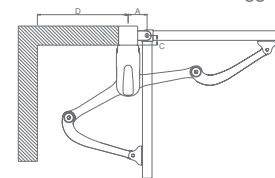
CODE	DESCRIPTION	PCS PALLET
 REVO2024	For swing gates with maximum length 2,3 m or weight 250 kg, 24 Vdc motor (1 pc)	16
 REVO2024S	For swing gates with maximum length 2,3 m or weight 250 kg, 24 Vdc motor. Without control unit (1 pc)	16

		REVO2024	REVO2024S
MECHANICAL DATA			
torque	Nm	120	120
working cycle	%	80	80
opening time at 90°	sec	14-20	14-20
ELECTRICAL DATA			
control board		14A	-
power	Vac	230	-
	Vdc	-	24
consumption	A	0,6	2
absorbed power	W	115	50
integrated lights		yes	yes
GENERIC DATA			
protection degree	IP	44	44
dimensions (L - D - H)	mm	120 - 250 - 350	120 - 250 - 350
weight	kg cad	10,5	8
working temperature	°C	-20 + 55	-20 + 55
leaves maximum weight	Kg	250	250

LIMIT USE














Gate shape and height and weather conditions can considerably reduce the values shown above, in the graph. 230 Vac motors are suggested for windy areas



A min	100
C max	200
D min	450

ACCESSORIES

							
ELS-C Horizontal 12 V electrolock	KBP Battery back-up kit	KC Unlock key cylinder	REV1 Slide arm	REV2 Pedestrian gate arm	REV3 External release unlock kit	BMET Metal box with release system	999KREVOD Colour change kit RAL 7016
PC 1	PC 1	PC 1	PC 1	PC 1	PC 1	PC 1	PC 1
							
DY Display module Cable length 20 cm (only 14A)	DYL Display module Cable length 120 cm (only 14A)	TS Warning board					
PC 1	PC 1	PC 1					