


## Surface Heavy Duty Flow Plates

### PF5875 Surface Mounted Flow Plates




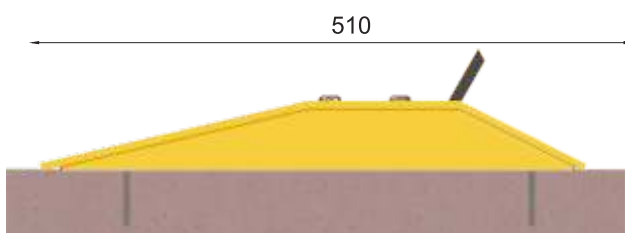
#### PF5875HD

A sophisticated inbuilt heavy duty sprung action ensures that the PF5875HD returns to the upright position after a vehicle has passed over it. Constructed from heavy steel, the flow control plate is designed to encourage a mono-directional flow of traffic, as well as deterring vehicles from entering if they are travelling from the opposing direction.

Designed to accommodate cars and heavy goods vehicles, as their design lends itself to being durable and a heavier duty solution to one way traffic control.

We highly recommend the use of speed ramp and warning signage in conjunction with flow plates.

<b>Material</b>	Heavy Duty Chequer Plate Steel
<b>Dimensions</b>	510mm x 300mm x 105mm
<b>Finish</b>	High Visibility Yellow & Black
<b>Installation</b>	Surface Mounted, Ideal for Concrete Applications
<b>Weight</b>	26Kg
<b>Optional Extras</b>	Warning Signs Speed Ramp



O&M Manual



Drawing



Video available on website