


Automatic Barriers

PF6000HD Automatic Barrier



PF6000HD


- Aluminium Extruded Cabinet
- Removable Cast Aluminium Hood
- **100%** Continuous Duty Cycle
- **Single** Phase Supply, 3 Phase Motor
- Motor & Two Stage Gearbox Direct Drive
- Inverter Driven
- Adjustable Speed, Acceleration & Deceleration
- No Springs/Counterweights Required
- Pre-Wired Loop Detector Base for Single Channel Safety & Entry/Exit Control
- Heavy Duty Roller Plunger Limit Switches
- Programmable Control Panel - c/w Fault Diagnostic on Screen Display
- Manual Override in case of Power Failure
- Comes Complete with M16 Anchor Shield Bolts

PF6000HD Added Benefits

- Corporate Colours Available on Request
- Low Maintenance
- Ease of Installation
- Heavy Duty Pillar Block Bearing

Optional Extras

- Pogo Tip Support
- LED Boom Lights
- Solenoid Lock
- Safety Sensing Edges
- Lorry Height Stop/No Entry Signs
- Folding Bottom Skirt up to 8.0 Metres
- Hi-Bar Skirt up to 6.5 Metres



O&M Manual



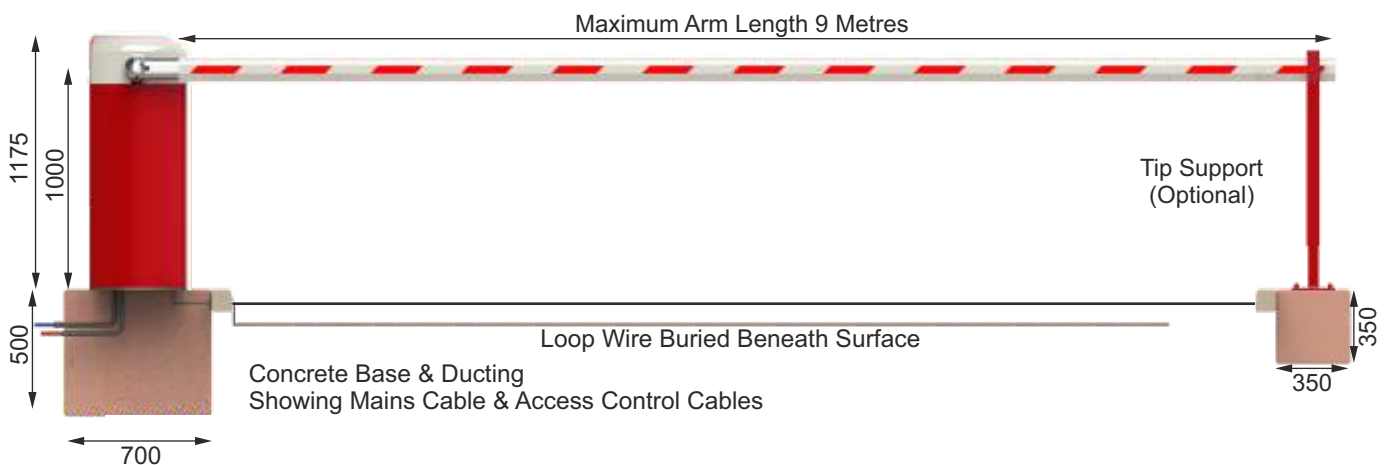
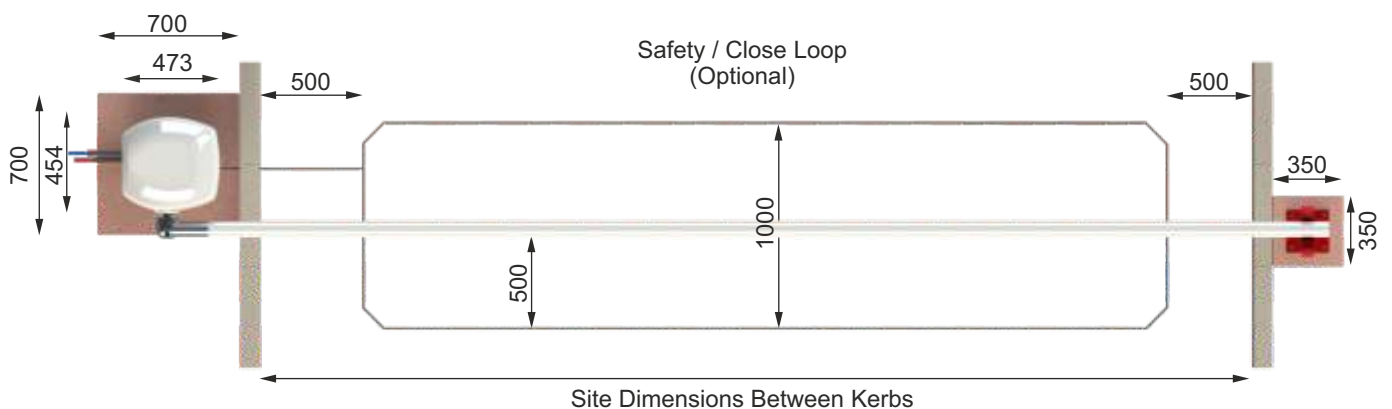
Drawing



Video available on website

PF6000HD Product Specification

Maximum Boom Length	9.0 Metres Plain Pole Only 8.0 Metres with Bottom Skirt 6.5 Metres with Hi-Bar
Opening / Closing Time	4.0 - 9.0 Seconds (Adjustable)
Power Supply	Single Phase 230v 50Hz 4.0 Amps
Drive Unit	3 Phase Motor & Wormed Gearbox
Finish	Aluminium & Polyester Powder Coated
Accessories	Pre-Wired Loop Detector Bases
Springs / Counter Weights	NOT REQUIRED
Cycles	100% Continuous Duty Cycle Rating
Control Panel	Programmable PCB & Inverter Driven
Boom Diameter	115mm x 80mm Oval
Safety Edge Controller	Direct Connection of Separate 8.2KΩ Safety Contact Edge
Dimensions	454mm x 473mm x 1175mm
Ambient Humidity	-10 ~ 55 Degrees Centigrade
Fixings	M16 Anchor Shield Bolts Included
Control Panel IP Rating	IP57
Settings	Programmable Configuration as Standard


[O&M Manual](#)

[Drawing](#)

[Video available on website](#)